

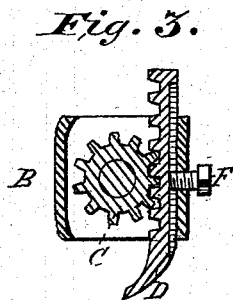
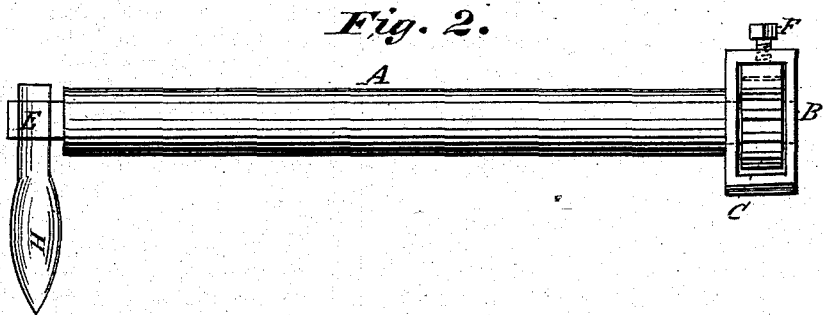
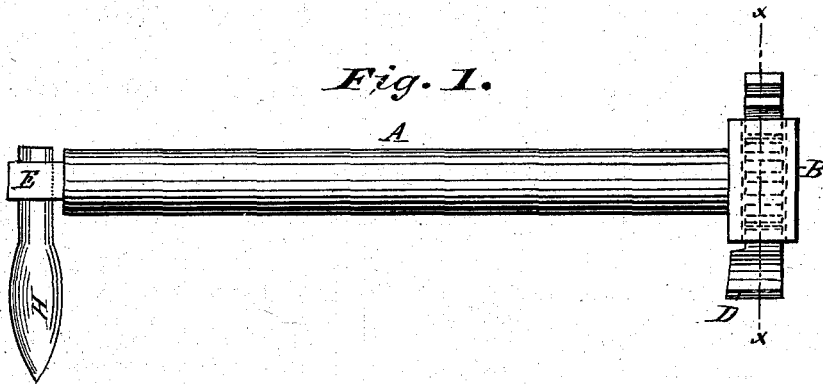
(No Model.)

G. FOCKE.

DEVICE FOR TRANSMITTING ROTARY MOTION AND POWER.

No. 291,321.

Patented Jan. 1, 1884.



Witnesses:
J. C. Brechtz
Ch. Frische

Inventor:
Gustav Focke

UNITED STATES PATENT OFFICE.

GUSTAV FOCKE, OF BROOKLYN, NEW YORK.

DEVICE FOR TRANSMITTING ROTARY MOTION AND POWER.

SPECIFICATION forming part of Letters Patent No. 291,321, dated January 1, 1884.

Application filed October 11, 1883. (No model.)

To all whom it may concern:

Be it known that I, GUSTAV FOCKE, a subject of the King of Saxony, having made declaration of intention to become a citizen of the
5 United States, and a resident of Brooklyn, in the county of Kings and State of New York, have invented a certain new and useful Device for Transmitting Rotary Motion and Power, of which the following is a specification.

10 The object of my invention is to transmit rotary motion and power by means of the device hereinafter described, and illustrated in the drawings, in which—

15 Figure 1 represents a sectional view; Fig. 2, a plan view, and Fig. 3 the ratchet and pawl or tool secured within the socket.

20 A represents a sleeve or tube, having on one of its extremities a square socket. Through this tube passes a rod, E, having at one of its extremities a pinion or ratchet, C, secured, and the outer end is provided with a handle or bar for operating the rod, by means of which the ratchet and tool connected to and engaging the ratchet are operated, and rotary motion to the tool D transmitted. The pawl or
25 tool D is held in adjustable position by a set-screw, F, by means of which it can be set farther out or in, as circumstances or the work to be accomplished demand. I have in this
30 instance illustrated a device adapted to bore out cylindrical or conical bodies—such as cannon, pump-barrels, &c.; but it can be used for a variety of purposes not necessary to enumerate. The sleeve or tube A is made square at
35 one end, as shown in Figs. 1 and 2, in order

to secure a steady and firm grip upon it when secured in a holder, vise, or other mechanical device.

In operating on such bodies as above described, it is not necessary to drill out the
40 whole bore, but cut first a ring spread out into the solid body, leaving the proper or desirable circumferential thickness and a core in the center. When at the required depth, the stationary cutter fed by the rod E, by means
45 of the handle or bar H, will cut out the core from the bottom of the cylinder, cannon, &c.

In drilling, the tube A is permanently secured on the lathe, around which and the stationary cutter the body to be drilled is re-
50 volved.

Having thus described my invention, what I claim as new, and desire to secure by Letters Patent, is—

The within-described device for transmit-
55 ting rotary motion and power, consisting of the combination of the socketed tube or sleeve A, operating-rod E, provided with the pinion or ratchet C at one end and handle H at the other, the pawl or tool D, secured in position
60 and held adjustably by set-screw F, substantially as and for the purpose set forth.

Signed at New York, in the county of New York and State of New York, this 9th day of August, A. D. 1883.

GUSTAV FOCKE.

Witnesses:

MACILJ PARSESAS,
STANISLAU KRZEMINSKI.